

Warm greetings from Solomon Airlines! Our Exclusive Belama club offers members special benefits from: Priority check in, Priority seating & baggage, Express clearance (Brisbane), additional baggage allowance to the full use of our exclusive air conditioned Belama Club Lounge at the Honiara International Airport and our international partner lounges (for Belama Plus members only). Our partner lounges include Fiji Airways’ Tabua Lounge in Nadi, the Air Niugini Executive Club Lounge in Port Moresby and the Qantas Club Lounges in Brisbane and Sydney. Please note that all the benefits apply when **travelling on Solomon Airlines’ services only**.

New Memberships

- New members for 2017 will need to pay a one-off, joining fee of **SBD\$500** plus the membership fee.
- Membership fees are split into 2 periods (**Annual & Half Yearly**). Annual covers memberships purchased between January to December. Half Yearly membership’s cover memberships purchased from either January to June or from July to December. See table below for rates.
- For memberships **less than a period of six months**, membership fees will be charged at a **monthly rate by the number of intended months of membership**.

- Corporate memberships for 2017 are **restricted to three (3) members** only.

Renewals

- This application form must be completed and returned with old membership cards prior to issuing of new membership cards.
- Change of membership name will attract a fee of **SBD\$100**.
- Replacement of lost cards will cost **SBD\$250**.

Membership Fees

Membership Type	Annual Rate (SBD)	Half-Yearly Rate (SBD)	Monthly Rate (SBD)
Plus	\$8,990	\$4,495	\$750
Family	\$7,710	\$3,855	\$650
Corporate	\$7,710	\$3,855	\$650
Individual	\$3,940	\$1,970	\$330

Submitting Your Application

Find attached the four different application forms for each of the available categories. Benefits and privileges are clearly outlined in the forms, alongside the annual membership fees. Please complete the form that is relevant to your membership category and return to any of the following Solomon Airlines offices.

Australia







Brisbane Sales Office
Level 1, International Terminal
Brisbane Airport, Eagle Farm,
Queensland, 4007
Ph: (61 7) 3860 5883

Solomon Islands






Solomon Airlines Head Office
Old Cargo Terminal
Henderson, Honiara
Ph: (677) 20031

Solomon Airlines’ Travel Centre
Level 1, Tongs Building
Pt. Cruz, Honiara
Ph: (677) 20152

The Family Membership entitles the applicant **access for two adults and two children (aged between 2 – 12 years old)** to the Belama Club. An additional child can be added for a fee of **SBD\$500** and must be specified in the option below. The Belama Club Family Membership benefits include:

 Extra Baggage Allowance Business: 50 kg Economy: 40 kg	 Family Membership 2 x Adults 2 x Children	 Lounge Access Full access to the Belama Club lounge in Honiara
 Preferential Seating Preferred seating unless already allocated	 Express Clearance Available for arrival and departure at Brisbane	 Priority Check-in Use our Business Class counter(s) for check-in

PART A. PERSONAL DETAILS *Please fill all required information below. Where appropriate, please specify information as detailed on passport. Also specify who the primary applicant of the two adults is.*

 Adult 1 Primary applicant	 Adult 2 Primary applicant	
Surname: _____ First Name (s): _____	Surname: _____ First Name (s): _____	
 Child 1	 Child 2	 Additional Child
Surname: _____ First Name(s): _____	Surname: _____ First Name(s): _____	Surname: _____ First Name(s): _____

PART B. CONTACT DETAILS *Please state the contact details of the 1) primary applicant or 2) any of the other listed applicants below.*

Residential Address: _____

Telephone (landline): _____ Telephone (mobile): _____

Email: _____

PART C. SPECIAL REQUESTS *Please specify the preferred seating and meal choices. **Note:** Families with children are not allowed to be seated in the emergency exit rows.*

Seat Preference: Window Aisle Any

Meal Preference(s)

Adult 1: _____ Adult 2: _____

Child 1: _____ Child 2: _____ Child 3: _____

PART D. PAYMENT *Please indicate below which option (new or renewal) you are applying for. Also specify the intended period of membership and the form of payment.*

I am applying for:

New Belama Family membership	6 months	1 year
New Belama Family membership with additional child	Period of:	months
Renewal of Belama Family Membership. Membership #:		

Method of payment:

Credit card	Card Type: _____
Bank Cheque	Bank: _____ Cheque #: _____
Cash	

PART E. SIGNATURE Signature of primary applicant: _____ Total to be paid (SBD): _____

Date:

D	D	M	M	Y	Y
---	---	---	---	---	---