

Warm greetings from Solomon Airlines! Our Exclusive Belama club offers members special benefits from: Priority check in, Priority seating & baggage, Express clearance (Brisbane), additional baggage allowance to the full use of our exclusive air conditioned Belama Club Lounge at the Honiara International Airport and our international partner lounges (for Belama Plus members only). Our partner lounges include Fiji Airways’ Tabua Lounge in Nadi, the Air Niugini Executive Club Lounge in Port Moresby and the Qantas Club Lounges in Brisbane and Sydney. Please note that all the benefits apply when **travelling on Solomon Airlines’ services only**.

New Memberships

- New members for 2017 will need to pay a one-off, joining fee of **SBD\$500** plus the membership fee.
- Membership fees are split into 2 periods (**Annual & Half Yearly**). Annual covers memberships purchased between January to December. Half Yearly membership’s cover memberships purchased from either January to June or from July to December. See table below for rates.
- For memberships **less than a period of six months**, membership fees will be charged at a **monthly rate by the number of intended months of membership**.

- Corporate memberships for 2017 are **restricted to three (3) members** only.

Renewals

- This application form must be completed and returned with old membership cards prior to issuing of new membership cards.
- Change of membership name will attract a fee of **SBD\$100**.
- Replacement of lost cards will cost **SBD\$250**.

Membership Fees

Membership Type	Annual Rate (SBD)	Half-Yearly Rate (SBD)	Monthly Rate (SBD)
Plus	\$8,990	\$4,495	\$750
Family	\$7,710	\$3,855	\$650
Corporate	\$7,710	\$3,855	\$650
Individual	\$3,940	\$1,970	\$330

Submitting Your Application

Find attached the four different application forms for each of the available categories. Benefits and privileges are clearly outlined in the forms, alongside the annual membership fees. Please complete the form that is relevant to your membership category and return to any of the following Solomon Airlines offices.

Australia







Brisbane Sales Office
Level 1, International Terminal
Brisbane Airport, Eagle Farm,
Queensland, 4007
Ph: (61 7) 3860 5883

Solomon Islands

Solomon Airlines Head Office
Old Cargo Terminal
Henderson, Honiara
Ph: (677) 20031

Solomon Airlines’ Travel Centre
Level 1, Tongs Building
Pt. Cruz, Honiara
Ph: (677) 20152

The Corporate Membership entitles the applicant **access for up to three persons** to the Belama Club. Members of the Corporate membership can ideally belong to the same company/employer. The Belama Club Corporate Membership benefits include:

 Extra Baggage Allowance Business: 50 kg Economy: 40 kg	 Membership 3 x Memberships	 Lounge Access Full access to the Belama Club lounge in Honiara
 Preferential Seating Preferred seating unless already allocated	 Express Clearance Available for arrival and departure at Brisbane	 Priority Check-in Use our Business Class counter(s) for check-in

PART A. PERSONAL DETAILS

Please fill all required information below. Where appropriate, please specify information as detailed on passport. Also specify who the primary applicant is.

Member 1 Primary applicant	Member 2 Primary applicant
-----------------------------------	-----------------------------------

Surname: _____	Surname: _____
First Name (s): _____	First Name (s): _____

Member 3 Primary applicant

Surname: _____

First Name (s): _____

PART B. CONTACT DETAILS

Please state the contact details of the 1) primary applicant or 2) any of the other listed applicants below.

Residential or Company Address: _____

Telephone (landline): _____ Telephone (mobile): _____

Email: _____

PART C. SPECIAL REQUESTS

Seat Preference: Window Aisle Any

Meal Preference(s)

Member 1: _____ Member 2: _____

Member 3: _____

PART D. PAYMENT

I am applying for **New** Belama Corporate membership Period of: _____ months

6 months 1 year

Renewal of Belama Corporate Membership. Membership #: _____

Method of payment Credit card Card Type: _____

Bank Cheque Bank: _____ Cheque #: _____

Cash

PART E. SIGNATURE

Signature of primary applicant: _____ Total to be paid: _____

Date:

D	D	M	M	Y	Y
---	---	---	---	---	---